


Table Foundation Bearing TFB Product Data Sheet

Upper bearing bracket
Elastic lateral bearing
Elastic vertical bearing
Lower bearing bracket



Product properties	
Material	Closed cellular polyurethane elastomer (PUR), Galvanised steel
System design	Spring assembly made out of steel and elastomer components
Length	600 mm (23.6 inches)
Width	600 mm (23.6 inches)
Unloaded installation height	124 mm (4.9 inches)
Mass	105 kg (231 pounds)
Mounting	<ul style="list-style-type: none"> - Screw joint to the structure - Optionally installation on bitumen felt - Optionally delivery with shear connector plate for appliance with concrete
Installation	<ul style="list-style-type: none"> - According installation guideline - Consider specifications of structural engineer - Consider specifications of plant manufacturer
Usability	Elastomer: general building inspection test certificate (abP) Steel: certificated structural strength

All information and data are based on our current knowledge. The data can be applied for calculations and as guidelines, are subject to typical manufacturing tolerances, and are not guaranteed. We reserve the right to amend the data.

Table Foundation Bearing TFB				
Type designation		TFB SN 180	TFB SN 400	TFB SN 540
Range of use	vertical forces*	80 kN – 180 kN	180 kN – 400 kN	400 kN – 540 kN
	lateral forces	≤ 60 kN	≤ 60 kN	≤ 60 kN

* Higher permanent loads can be transferred by customised solutions which can influence the natural frequency.

Load deflection curve

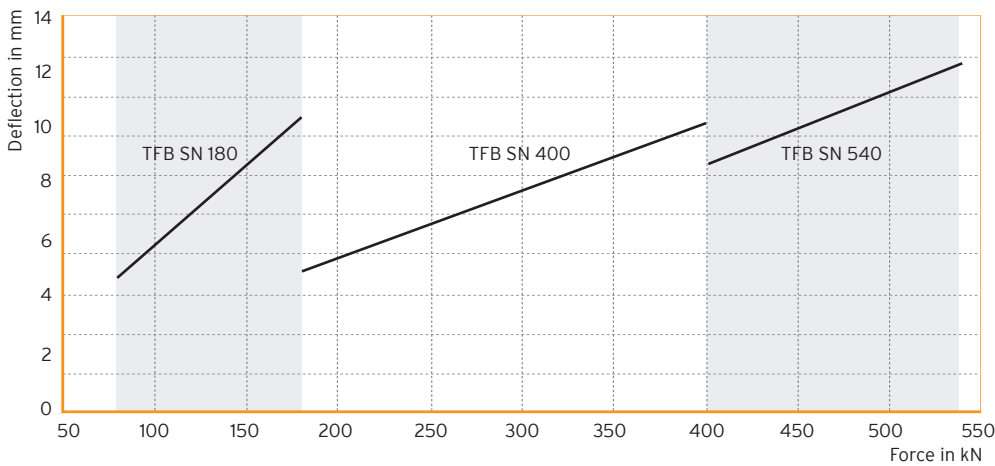


Figure 1: Quasistatic load deflection curve measured with a velocity of deformation of 1mm per second

Testing between flat steel-plates; recording of the 3rd loading; with linearized running-in range; testing at room temperature

Natural frequency

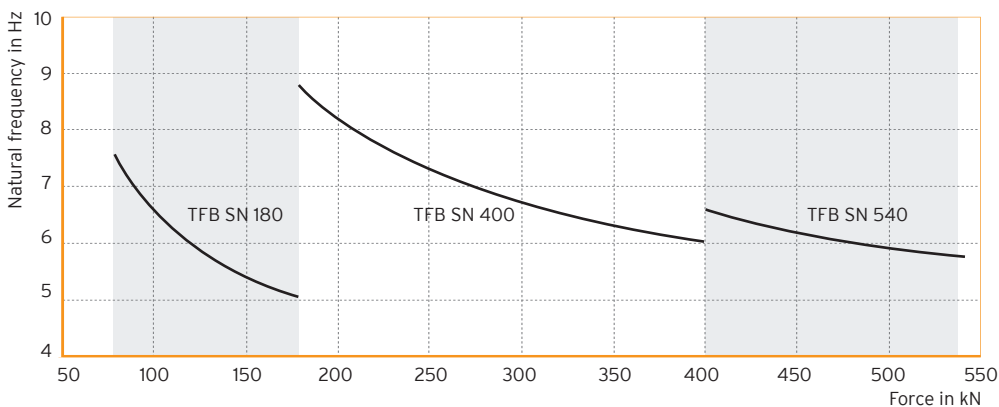


Figure 2: Natural frequency of a single-degree-of-freedom system (SDOF system) consisting of a fixed mass and an elastic bearing consisting of Sylodyn® based on a stiff subgrade