



Isotop DZE

Pressure-tension element with high-performance damper

- Natural frequency from 7 Hz
- Resistant to compression and tension
- Reduces high amplitudes
- Can be used from an installation height of 49 mm (DZE Mini)
- Sylodyn[®] and Sylodamp[®] inside
- Load capacity of more than 4 t per element (DZE-BL)
- Stainless steel housing and continuous stainless steel piping for highest levels of corrosion protection
- Rapid installation thanks to pre-assembled elements

		Maximum load		Natural frequency at maximum load	Packaging unit	Order number
		in kg	in N			
	Isotop DZE Mini NB SP1	8	79	11.3 Hz	10 pcs.	49217
	Isotop DZE Mini NC SP1	17	167	10.7 Hz	10 pcs.	49218
	Isotop DZE Mini ND SP3	35	373	9.6 Hz	10 pcs.	49219
	Isotop DZE Mini NE SP3	60	589	9.9 Hz	10 pcs.	49220
	Isotop DZE Mini NF SP3	100	981	9.8 Hz	10 pcs.	49221
	Isotop DZE Mini HRB 3 SP3	230	2,256	11.6 Hz	10 pcs.	49222

	Isotop DZE-1-NB-SP	Single layer	26	256	10.9 Hz	10 pcs.	39614
	Isotop DZE-1-NC-SP	Single layer	53	520	9.5 Hz	10 pcs.	39615
	Isotop DZE-1-ND-SP	Single layer	115	1,129	9.8 Hz	10 pcs.	39616
	Isotop DZE-1-NE-SP	Single layer	200	1,962	9.9 Hz	10 pcs.	39617
	Isotop DZE-1-HLL-SP5	Single layer	800	7,848	12.0 Hz	10 pcs.	39618
	Isotop DZE-1-HLH-SP5	Single layer	1,030	10,104	11.5 Hz	10 pcs.	39619
	Isotop DZE-2-NB-SP	Double layer	24	236	7.5 Hz	10 pcs.	39442
	Isotop DZE-2-NC-SP	Double layer	46	452	7.0 Hz	10 pcs.	39620
	Isotop DZE-2-ND-SP	Double layer	97	952	7.1 Hz	10 pcs.	39621
	Isotop DZE-2-NE-SP	Double layer	166	1,629	7.0 Hz	10 pcs.	39622
	Isotop DZE-2-HLL-SP5	Double layer	630	6,180	8.1 Hz	10 pcs.	39623
	Isotop DZE-2-HLH-SP5	Double layer	820	8,044	7.7 Hz	10 pcs.	39624

	Isotop DZE-1-BL2-HLH-SP5	Single layer	2,065	20,258	11.5 Hz	10 pcs.	42595
	Isotop DZE-1-BL4-HLH-SP5	Single layer	4,135	40,564	11.5 Hz	10 pcs.	42597
	Isotop DZE-2-BL2-HLH-SP5	Double layer	1,635	16,039	7.7 Hz	10 pcs.	42598
	Isotop DZE-2-BL4-HLH-SP5	Double layer	3,270	32,079	7.7 Hz	10 pcs.	42599

DZE-BL: Not held in stock. Delivery time on request (approx. 15 working days from the factory)

Tensile forces

Type	Maximum tensile force
Isotop DZE Mini NB and NC	0.3 kN
Isotop DZE Mini ND to HRB	1.1 kN
Isotop DZE-1 NB to NE	2.7 kN
Isotop DZE-1 HLL and HLH	4.0 kN
Isotop DZE-2 NB to NE	2.7 kN
Isotop DZE-2 HLL and HLH	4.0 kN
Isotop DZE-x-BL2-HLH	8.0 kN
Isotop DZE-x-BL4-HLH	16.0 kN

Note: Tensile forces correspond to the impact area of application of Sylodamp[®] (brief dynamic loads) according to the data sheet. The mechanical strength of the metal components is higher.



Recooler with Isotop DZE versus high wind loads

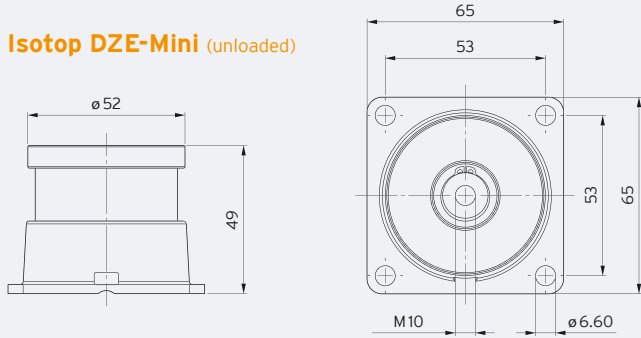


Bearing of a reciprocating compressor with Isotop DZE Mini

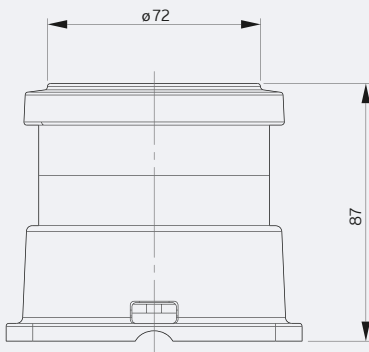


Pump with Isotop DZE to compensate for high dynamic operating forces

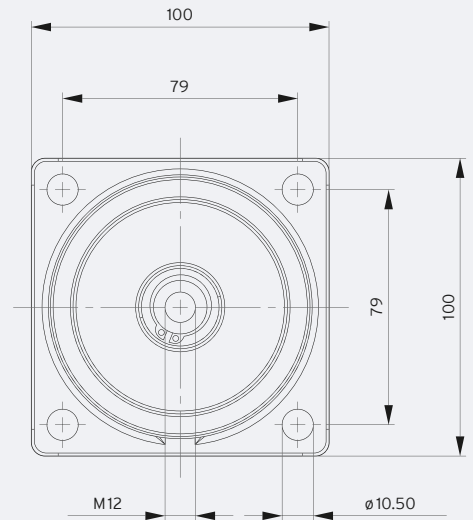
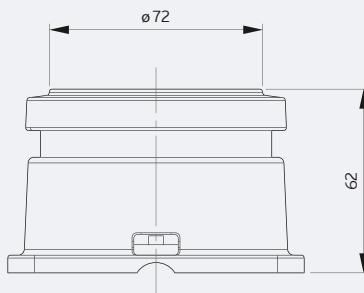
Isotop DZE-Mini (unloaded)



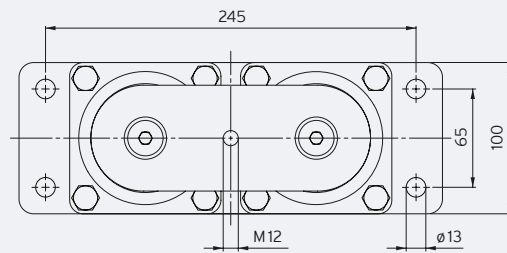
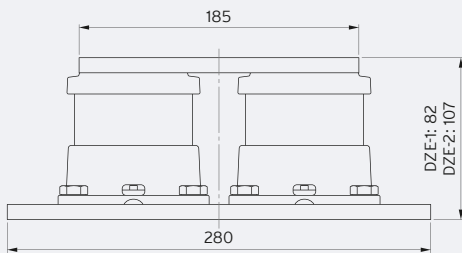
Isotop DZE-2 (unloaded)



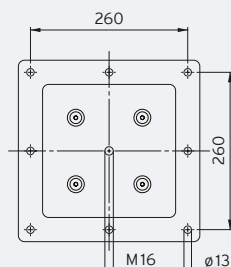
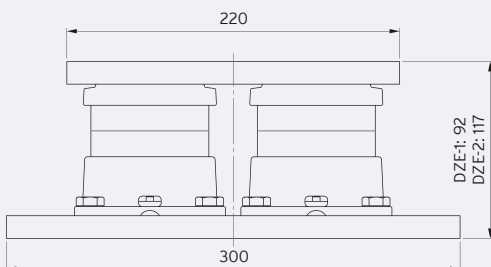
Isotop DZE-1 (unloaded)



Isotop DZE-x-BL 2 (unloaded)



Isotop DZE-x-BL 4 (unloaded)

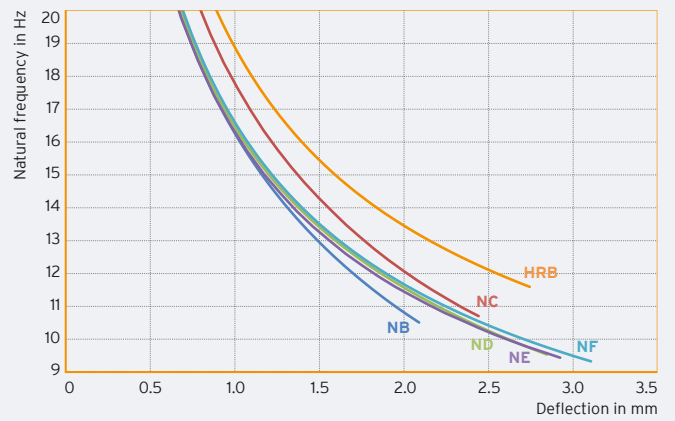
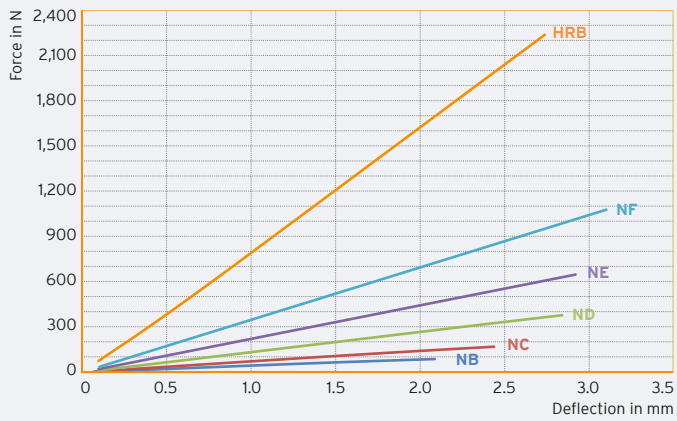


Customised block elements available on request

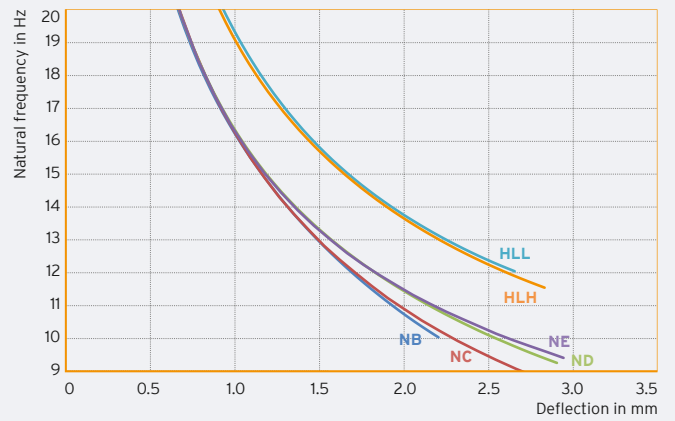
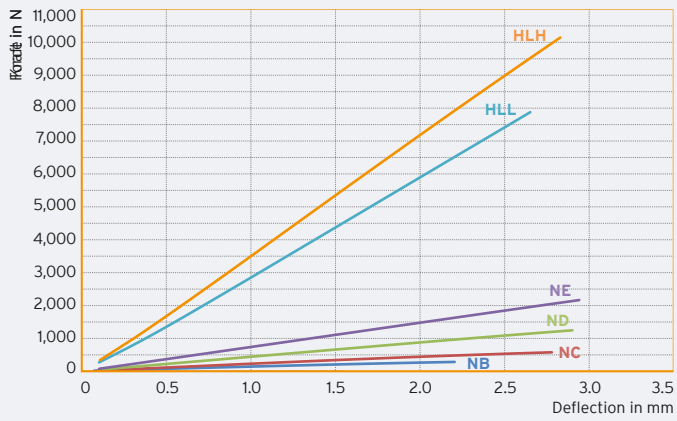


Isotop DZE

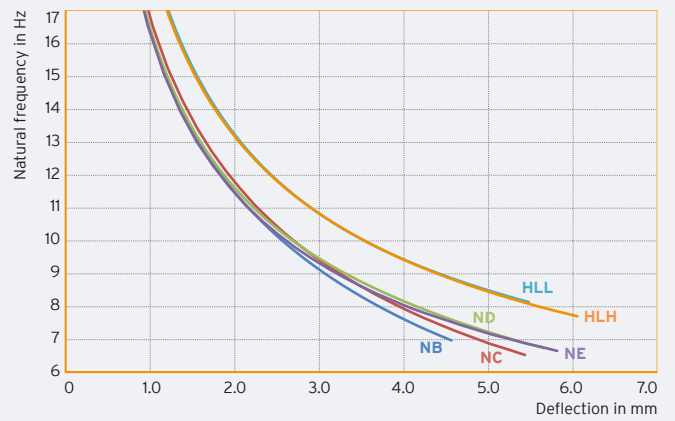
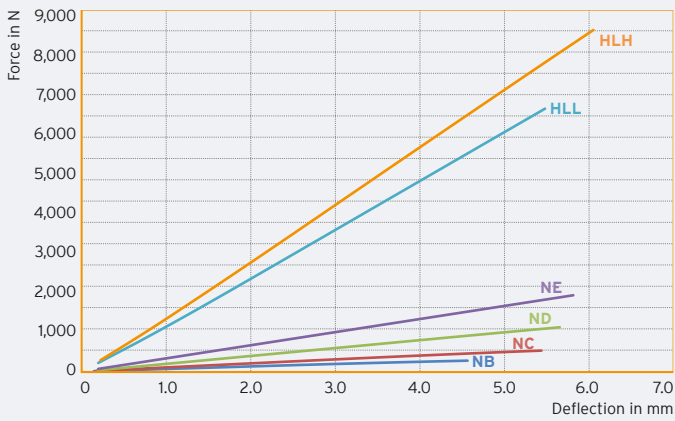
Isotop DZE Mini



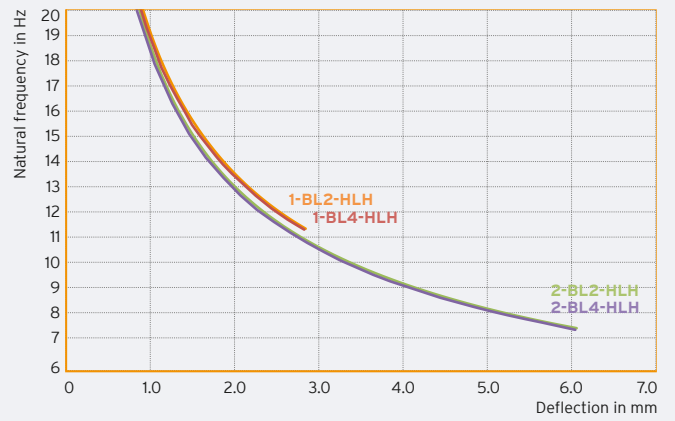
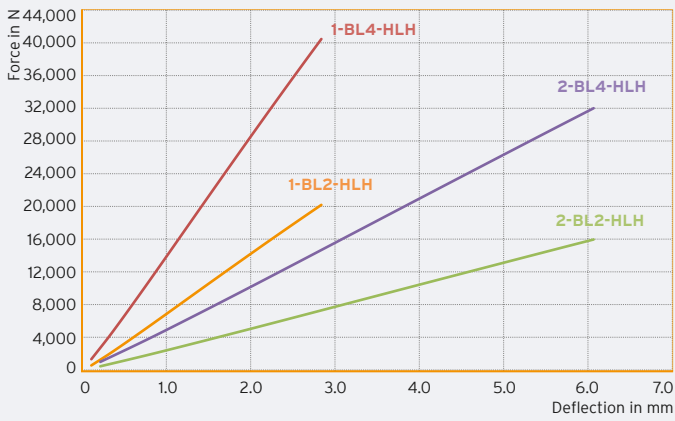
Isotop DZE-1



Isotop DZE-2



Isotop DZE-x-BL



DB Isotop en © Copyright by Getzner Werkstoffe GmbH | 06-2022 | All information and data is based on our current knowledge. It can be used in calculations and for reference purposes, but is subject to product-specific and application-specific manufacturing tolerances and does not represent warranted properties. Material properties and their tolerances vary depending on the type of application and load and are available from Getzner on request. Subject to change without notice. For further general information, see VDI directive 2062 and glossary. Further characteristic values available on request.